





150W MODIFIED SINE WAVE DC TO AC POWER INVERTER

Model	IN151U-121	IN151U-122	IN151U-241	IN151U-242
Rated power	150W			
Surge power	300W(Few seconds)			
Output voltage	110V	230V	110V	230V
Output frequency	50/60Hz ± 3			
No load current draw	≤ 0.2A			
Output waveform	Modified Sine Wave 			
USB port	5V, 500mA/800mA (Optional)			
Protection function	Bat. low voltage alarm & shut down, over temperature, over voltage, short circuit, reverse polarity, earth leakage, overload			
Input voltage	12V		24V	
Replaceable fuse	20A × 1		10A × 1	
Cooling fan	By load control			
Dimension	14.5 × 7.6 × 5.4cm (L × W × H)			
N.W./Unit	350g			
QTY/Ctn	40pcs			
Meas./Ctn	51 × 37 × 42.5cm			
Packing	Gift box			
Certification	CE-EMC/LVD, RoHS, E-mark			

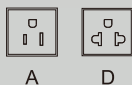
Note: if without USB, the model is IN151

200W MODIFIED SINE WAVE DC TO AC POWER INVERTER


Model	IN201U-121	IN201U-122	IN201U-241	IN201U-242
Rated power	200W			
Surge power	400W(Few seconds)			
Output voltage	110V	230V	110V	230V
Output frequency	50/60Hz ± 3			
No load current draw	≤ 0.3A			
Output waveform	Modified Sine Wave 			
USB port	5V, 500mA/800mA(Optional)			
Protection function	Bat. low voltage alarm & shut down, over temperature, over voltage, short circuit, reverse polarity, earth leakage, overload			
Input voltage	12V		24V	
Replaceable fuse	25A × 1		15A × 1	
Cooling fan	By load control			
Dimension	14.5 × 7.6 × 5.4cm (L × W × H)			
N.W./Unit	350g			
QTY/Ctn	40pcs			
Meas./Ctn	51 × 37 × 42.5cm			
Packing	Gift box			
Certification	CE-EMC/LVD, RoHS, E-mark			

Note: if without USB, the model is IN201






200W MODIFIED SINE WAVE DC TO AC POWER INVERTER

Model	IN200U-121	IN200U-122	IN200U-241	IN200U-242
Rated power	200W			
Surge power	400W(Few seconds)			
Output voltage	110V	230V	110V	230V
Output frequency	50/60Hz ± 3			
No load current draw	≤ 0.3A			
Output waveform	Modified Sine Wave 			
USB port	5V, 500mA/800mA(Optional)			
Protection function	Bat. low voltage alarm & shut down, over temperature, over voltage, short circuit, reverse polarity, earth leakage, overload			
Input voltage	12V		24V	
Replaceable fuse	25A × 1		15A × 1	
Cooling fan	By load control			
Dimension	13 × 9 × 4.7cm (L × W × H)			
N.W./Unit	405g			
QTY/Ctn	28pcs			
Meas./Ctn	58 × 30 × 38.5cm			
Packing	Blister			
Certification	CE-EMC/LVD, RoHS, E-mark			

Note: if without USB, the model is IN200

300W MODIFIED SINE WAVE DC TO AC POWER INVERTER

Model	IN300U-121	IN300U-122	IN300U-241	IN300U-242
Rated power	300W			
Surge power	600W(Few seconds)			
Output voltage	110V	230V	110V	230V
Output frequency	50/60Hz ± 3			
No load current draw	≤ 0.4A			
Output waveform	Modified Sine Wave 			
USB port	5V, 500mA/800mA(Optional)			
Protection function	Bat. low voltage alarm & shut down, over temperature, over voltage, short circuit, reverse polarity, earth leakage, overload			
Input voltage	12V		24V	
Replaceable fuse	40A × 1		20A × 1	
Cooling fan	By load control			
Dimension	16.7 × 10.2 × 5.55cm (L × W × H)			
N.W./Unit	600g			
QTY/Ctn	20pcs			
Meas./Ctn	60 × 35 × 45cm/55 × 29.5 × 47.5cm			
Packing	Blister/Gift box			
Certification	CE-EMC/LVD, RoHS, E-mark			

Note: if without USB, the model is IN300



400W MODIFIED SINE WAVE DC TO AC POWER INVERTER



Model	IN400U-121	IN400U-122	IN400U-241	IN400U-242
Rated power	400W			
Surge power	800W(Few seconds)			
Output voltage	110V	230V	110V	230V
Output frequency	50/60Hz ± 3			
No load current draw	≤ 0.5A			
Output waveform	Modified Sine Wave			
USB port	5V, 500mA/800mA (Optional)			
Protection function	Bat. low voltage alarm & shut down, over temperature, over voltage, short circuit, reverse polarity, earth leakage, overload			
Input voltage	12V		24V	
Replaceable fuse	50A × 1		25A × 1	
Cooling fan	By load control			
Dimension	16.7 × 10.2 × 5.5cm (L × W × H)			
N.W./Unit	610g			
QTY/Ctn	20pcs			
Meas./Ctn	60 × 35 × 45cm/55 × 29.5 × 47.5cm			
Packing	Blister/Gift box			
Certification	CE-EMC/LVD, RoHS, E-mark			

Note: if without USB, the model is IN400

500W MODIFIED SINE WAVE DC TO AC POWER INVERTER

Model	IN500U-121	IN500U-122	IN500U-241	IN500U-242
Rated power	500W			
Surge power	1000W(Few seconds)			
Output voltage	110V	230V	110V	230V
Output frequency	50/60Hz ± 3			
No load current draw	≤ 0.6A			
Output waveform	Modified Sine Wave			
USB port	5V, 500mA/800mA (Optional)			
Protection function	Bat. low voltage alarm & shut down, over temperature, over voltage, short circuit, reverse polarity, earth leakage, overload			
Input voltage	12V		24V	
Replaceable fuse	30A × 2		15A × 2	
Cooling fan	By load control			
Dimension	21 × 10.2 × 5.55cm (L × W × H)			
N.W./Unit	800g			
QTY/Ctn	20pcs/16pcs			
Meas./Ctn	60 × 35 × 45cm/57.5 × 32 × 38.5cm			
Packing	Blister/Gift box			
Certification	CE-EMC/LVD, RoHS, E-mark			

Note: if without USB, the model is IN500





600W MODIFIED SINE WAVE DC TO AC POWER INVERTER

Model	IN600U-121	IN600U-122	IN600U-241	IN600U-242
Rated power	600W			
Surge power	1200W(Few seconds)			
Output voltage	110V	230V	110V	230V
Output frequency	50/60Hz ± 3			
No load current draw	≤ 0.8A			
Output waveform	Modified Sine Wave			
USB port	5V, 500mA/800mA (Optional)			
Protection function	Bat. low voltage alarm & shut down, over temperature, over voltage, short circuit, reverse polarity, earth leakage, overload			
Input voltage	12V		24V	
Replaceable fuse	40A × 2		20A × 2	
Cooling fan	By load control			
Dimension	21 × 10.2 × 5.55cm (L × W × H)			
N.W./Unit	750g			
QTY/Ctn	20pcs/16pcs			
Meas./Ctn	60 × 35 × 45cm/57.5 × 32 × 38.5cm			
Packing	Blister/Gift box			
Certification	CE-EMC/LVD, RoHS, E-mark			

Note: if without USB, the model is IN600

700W MODIFIED SINE WAVE DC TO AC POWER INVERTER

Model	IN700U-121	IN700U-122	IN700U-241	IN700U-242
Rated power	700W			
Surge power	1400W(Few seconds)			
Output voltage	110V	230V	110V	230V
Output frequency	50/60Hz ± 3			
No load current draw	≤ 0.85A			
Output waveform	Modified Sine Wave			
USB port	5V, 500mA/800mA(Optional)			
Protection function	Bat. low voltage alarm & shut down, over temperature, over voltage, short circuit, reverse polarity, earth leakage, overload			
Input voltage	12V		24V	
Replaceable fuse	50A × 2		25A × 2	
Cooling fan	By load control			
Dimension	21.5 × 15 × 5.8cm (L × W × H)			
N.W./Unit	1200g			
QTY/Ctn	8pcs			
Meas./Ctn	52.5 × 38.5 × 30cm			
Packing	Gift box			
Certification	CE-EMC/LVD, RoHS, E-mark			

Note: if without USB, the model is IN700

